


PRODUCTION



A computer guided system ensures the high precision of all technological phases.



Laser cutters enable high accuracy in cutting materials.



All welding of the frame and components is done entirely robotically in robotic chambers.



Before painting, we clean and debur them in a sand chamber, thus achieving an excellent surface structure for the dry spray system of lacquering.

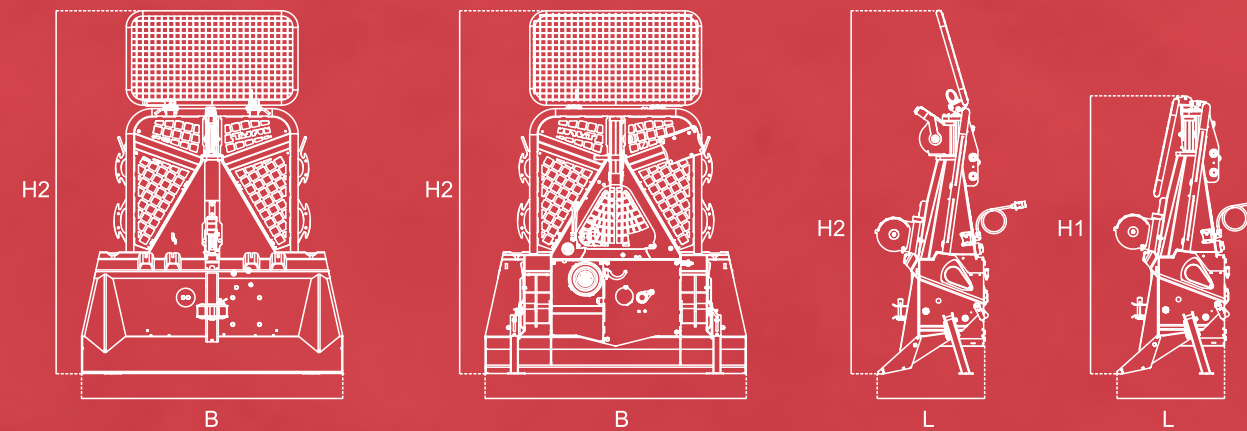
All our final products undergo 100% testing on the assembly line.

TECHNICAL DATA

Type	EGV 35 A	EGV 45 A EGV 45 AHK	EGV 55 A EGV 55 AHK	EGV 65 A EGV 65 AHK	EGV 85 A EGV 85 AHK	EGV 105 AHK	DGV 2x55 AHK
Pulling Power	35 kN	45 kN	55 kN	65 kN	85 kN	100 kN	2 x 55 kN
Brake Power	44 kN	56 kN	69 kN	81 kN	106 kN	125 kN	2 x 69 kN
Gear Ratio	1 : 7.5	1 : 8.89	1 : 8.89	1:10,80	1:10,66	1:12,1	1 : 9,06
Rope Velocity (by 540 min-1)	0,63 - 1,19 m/s	0,54 - 1,08m/s	0,54 - 1,07m/s	0,50 - 0,99 m/s	0,51 - 1,10 m/s	0,49 - 1,02 m/s	0,53 - 1,04 m/s
Rope Velocity (by 300 min-1)	0,35 - 0,66 m/s	0,30 - 0,60 m/s	0,30 - 0,59 m/s	0,28 - 0,55 m/s	0,28 - 0,61 m/s	0,27 - 0,57 m/s	0,29 - 0,58 m/s
Max. Drum Capacity	Ø 11/ 55 m Ø 10 / 68 m Ø 9 / 83 m	Ø 12/ 61 m Ø 11 / 78 m Ø 10/ 94 m	Ø 13 / 56 m Ø 12 / 61 m Ø 11 / 78m	Ø 14 / 78m Ø 13 / 89m Ø 12 / 118 m	Ø 15 / 86 m Ø 14 / 106 m Ø 13 / 110 m	Ø 18 / 82 m Ø 16 / 110 m Ø 15 / 125 m	Ø 13 / 56 m x 2 Ø 12 / 61 m x 2 Ø 11 / 78 m x 2
Necessary Capacity of Tractor	11 - 25 kW 15 - 35 HP	15 - 37 kW 20 - 50 HP	25 - 52 kW 35 - 70 HP	37 - 66 kW 50 - 90 HP	52 - 100 kW 70 - 135 HP	> 74 kW > 100 HP	59 - 100 kW 80 - 135 HP
Width (B)	1210 mm	1400 mm	1500 mm	1660 mm	1800 mm	1940 mm	1980 mm
Length (L)	489 mm	525 mm	565 mm	670 mm	680 mm	782 mm	650 mm
Height without wireguard	1195 mm	1260 mm	1510 mm	1660 mm	1710 mm	1925 mm	1630 mm
Height for transport (H1)	1266 mm	1361 mm	1600 mm	1729 mm	1780 mm	1913 mm	1750 mm
Overall Height (H2)	2000 mm	2300 mm	2300 mm	2300 mm	2300 mm	2300 mm	2300 mm
Weight (without wire rope)	240 kg	330 kg 350 kg	345 kg 365 kg	515 kg 540 kg	570 kg 590 kg	800 kg	690 kg
Mounting	I, II	I, II	I, II	II, III	II, III	III	II, (III)
Bottom Pulley	s	s	s	s	s	s	s
Coupling	s	s	s	s	s	s	x
Differential Brake Band	s	s	s	s	s	s	s
Radio Remote Control	x	x o	x o	x o	x o	o	o
Powered Upper Pulley	x	x o	x o	x o	x o	o	o

S=mounted in series
O=option
X=not possible
*according to ISO/FDIS 19472

ALL RIGHTS TO TECHNICAL CHANGES RESERVED!



TAJFUN
Planina d.o.o.

Planina 41/a, SI - 3225, Planina pri Sevnici

Telefon: +386 / 3 746 44 00
Fax: +386 / 3 579 12 41
E-naslov: prodaja@tajfun.si

www.tajfun.com



TAJFUN Mechanical and Hydraulic
LOGGING WINCHES

TAJFUN Mechanical and Hydraulic LOGGING WINCHES

DGV 2x55 AHK

The left and right cable drums function independently-simultaneously or individually.



2x55 AHK

EGV




Reliable Hydraulic ...

and Mechanical Control

- Very simple and quick mounting of the wire rope
- Powder coated
- The entire frame is a steel structure made of high-quality laser-cut and robot-welded, powder coated steel
- Simple control
- A stable driving mechanism with double reduction from 45 to 100 kN



Coupling - mounted in series removable via locking pins



Powered upper pulley for easier pulling

The hydraulic powered upper pulley enables the rope to smoothly and evenly coil onto the drum



Pulleys fixed at both ends follow the pull direction also at highest loads

Big and stable pulleys - maintenance free bearing supports for pulley blocks



Two folding support legs for stability when disengaged from the tractor

Large distance between the upper pulley and the drum centre (excellent winding of the wire rope)

Pump driven by a multiplying gearbox

Wide Brakeband

Big Firm Drum

Thick Strengthened Drive Chain

Endurable Drum Axle

3 or 5 Clutch Linings

Strong Drum Wall

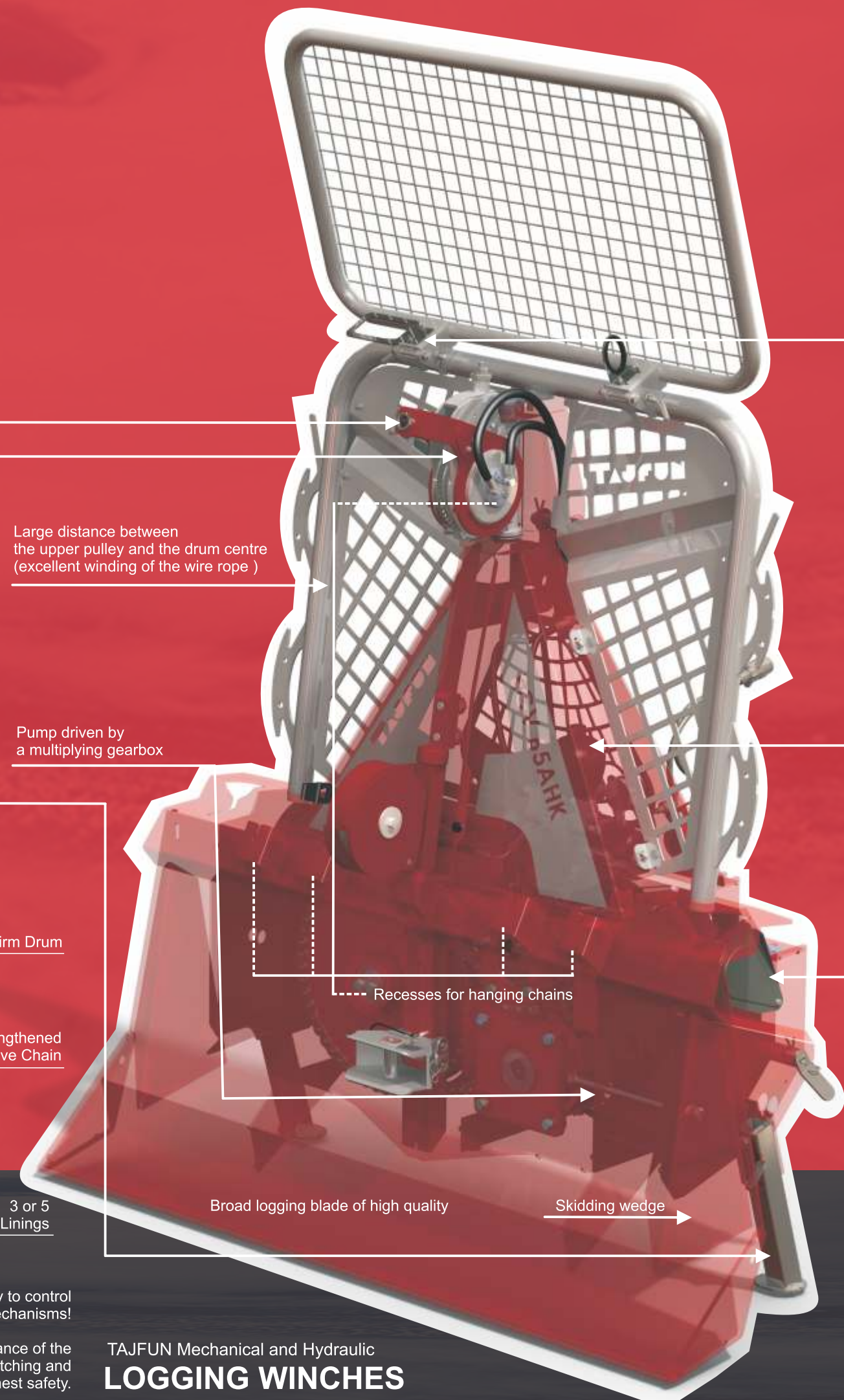
Firm, easy to control brake and clutch mechanisms!

Short pulling distance of the clutch rope enables quick switching and lower wear and tear of the clutch - which results in the highest safety.

Broad logging blade of high quality

Skidding wedge

Recesses for hanging chains



SIMPLE AND COMFORTABLE CONTROL



Radio Remote Control (with AHK)



Push Button Control (with AHK)



The electro-hydraulic system is enclosed in the frame, safe from damage and the effects of weather



Hydraulic pump driven by a multiplying gearbox



Two toolboxes above the attachable mounts with covers



Folding wireguard Holder for motor saw Holder for tail hook